



KASAI MARINE PARK

<https://kasaikaihinpark.com>



- Location: Near Rinkai-cho 6chome, Edogawa-ku, Tokyo 134-0086
- Contact: Kasai Marine Park Service Center
Tel: 03-5696-4741
Fax: 03-5696-3999



TATSUMI SEASIDE PARK

https://www.tptc.co.jp/en/c_park/03_01



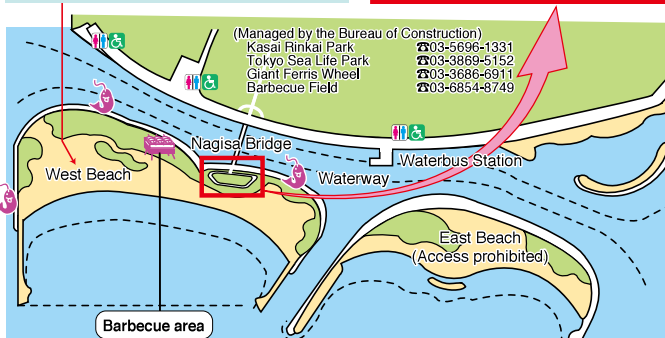
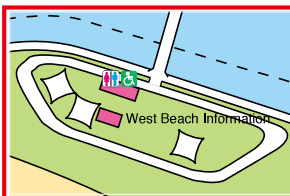
- Location: 2-1-35 Tatsumi, Koto-ku, Tokyo 135-0053
- Contact: Tatsumi Seaside Park Management Office
Tel: 03-5569-8672
Fax: 03-5569-8673

Cross the Nagisa Bridge from Kasai Rinkai Park to reach the expansive West Beach. During shellfish gathering season the beach is bustling with people. The East Beach has been made an environmental conservation zone.

Opened June 1, 1989
Area 4,117,473.01 m² (including 4,114,688.68 m² of water)
Hours 9:00 a.m. to 5:00 p.m. (Extended seasonal park hours.)
1/1 6:00 a.m. to 5:00 p.m.
4/15 – 7/19 (Saturdays/Sundays/Holidays) Park closes at 6:00pm
7/20 – 8/15 Park closes at 7:00pm
8/16 – 8/31 Park closes at 6:00pm

Sea Breeze Plaza

An area for enjoying sports and recreation making use of the wind such as sport kites.



West Beach

Beach length: Approx. 830 m Max. width: 200 m

Kasai Marine Park and the Ramsar Convention

In October 2018, Kasai Marine park was recognized as a wetland of international importance and became Tokyo's first Ramsar Site.

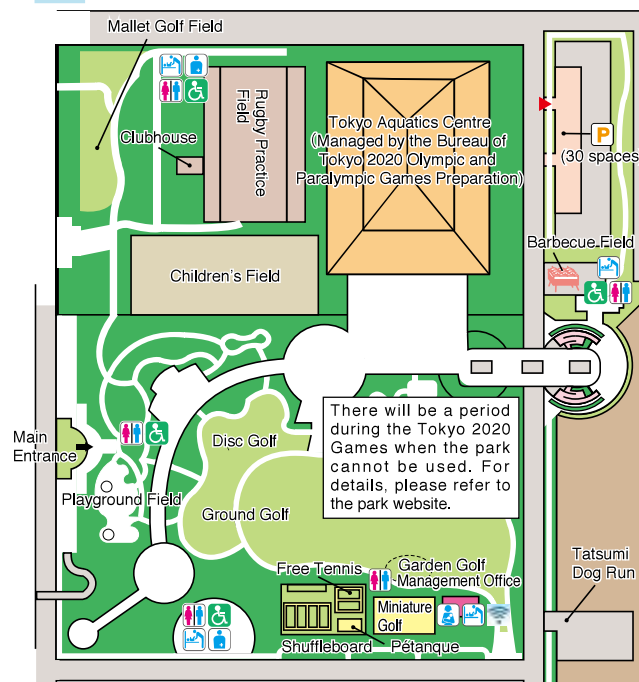
This park is a valuable example of the conservation of a vast natural wetland in a megacity, with human activities and rich nature coexisting in harmony.



◆ West Beach Bathing is permitted only on designated days in summer

Tatsumi Seaside Park is adjacent to the Tatsumi Greenway and is surrounded by lush greenery. The park's various facilities for new sports are easy to use for children and adults alike.

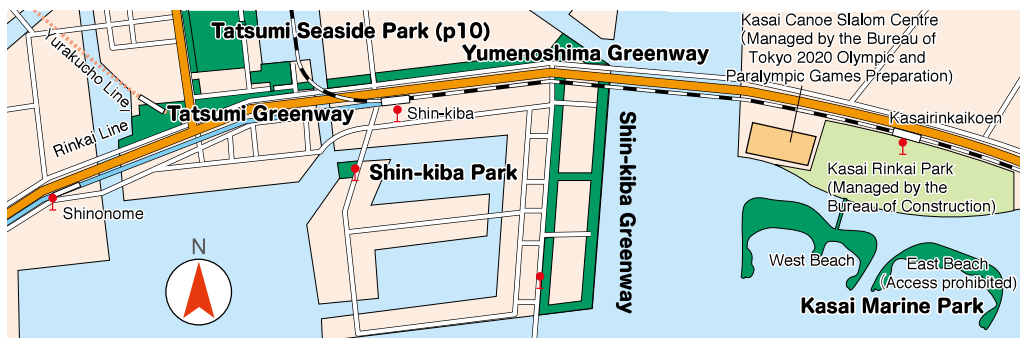
Opened June 1, 1993
Area 206,851.25 m²
Facilities
• Barbecue field (Mar. – Nov. only)
• 1 rugby practice field
• New sports facilities (Closed Dec.29-Jan.3)
• 2 Children's Fields
• Dog run
• Parking: Area no. 1 – 95 spaces, Area no. 2 – 30 spaces (¥200 for the first 1 hrs. ¥400 for the first 2 hrs. ¥100/1 hrs thereafter)



There will be a period during the Tokyo 2020 Games when the park cannot be used. For details, please refer to the park website.



Yurakucho Line: Get off at Tatsumi Station (Exit 2)/7 min. walk
JR Keiyo Line: Get off at Shin-kiba Station/17 min.



◆ Rugby Practice Field

